



EXPERTS IN PATIENT HANDLING SOLUTIONS



ANTI-SLIP FOOT PAD


This guide covers all products with the prefix ASFP in the product code.

The **Anti-slip Foot Pad** is a unique safety aid that helps to prevent feet slipping when patients are getting in and out of bed or sitting and rising from a chair.

USER INSTRUCTIONS




1 Check that the brakes are secure on the chair/wheelchair/bed before commencing a movement. Ensure that the product is placed centrally to the patient at the foot of the chair/bed. Wherever possible ask the patient/client to help move themselves.




For maximum effect the patient/client's feet should be positioned centrally on the pad. If they can take weight only on one leg then ensure that the strong foot is placed centrally on the pad. By placing the foot/feet on the pad and pressing to the floor, the patient can stand without fear of slipping. This can also be useful when using a **Glide and Lock** to reposition in a chair.

2




3 Patient/client can then turn themselves 180° by safely stepping around and sitting in/on the receiving surface. If patient/client is unsteady on their feet you can do this manoeuvre with assistance from a carer with the help of a patient handling belt.




Patient is now securely seated.

4




5 Repeat steps 1 to 3 in reverse to transfer back onto the bed.



The **Anti-slip Foot Pad** can also be used for grip while manoeuvring up in bed. Also used with a **Glide and Lock** in chairs and wheelchairs.

6



MATERIAL CONTENT

Outer fabric: 100% Polyester with 100% PVC coating
Filling: 100% PU Foam

STORAGE AND HANDLING

- Store in a clean dry environment that is not subject to excessive heat.
- Keep away from sunlight.
- Store flat and avoid placing heavy objects on top of the product.

WARNINGS AND PRECAUTIONS

- Do not leave the Anti-slip Foot Pad on the floor when not being used.
- Do not use the Anti-slip Foot Pad on a wet floor .
- Inspect the Anti-slip Foot Pad before use for signs of wear or damage.
- Always test product grip on your chosen surface (floor, bed, driveway) before using.

CLEANING INSTRUCTIONS

- Wipeclean with natural water and detergent or wipes that don't contain alcohol, solvents, bleaching or abrasive agents.
- Cleaning materials used should be patient safe and biodegradable.

DISPOSAL INSTRUCTIONS

- Non-recyclable.
- Dispose of as clinical waste if it has been used by an infectious person.
- Otherwise dispose of through normal waste management.



Caution



Do not use if package is damaged



Storage Temperature Limit



WIPECLEAN ONLY



Patient Information website



Medical Device



MANUFACTURER

Hospital Direct (Marketing) Ltd, Units 2, 3 & 4, The Green, Clun, Shropshire SY7 8LG, United Kingdom

EU REPRESENTATIVE: Obelis S.A., Bd Général Wahis 53, B-1030 Brussels, Belgium



www.hospitaldirect.co.uk

HOSPITAL DIRECT (HD) ADDITIONAL SYMBOLS

At HD we understand that not everyone is familiar with all equipment, so to help therapists and healthcare professionals in assessing a product's suitability for a client, we have included two assessment tools, Functional Independence Measure (FIM) and Easy Guide Symbols. These will enable the healthcare professional to assess their client and decide whether or not a product will help the person based on their level of dependence and functional ability.

FUNCTIONAL INDEPENDENCE MEASURE (FIM) ASSESSMENT

Our FIM assessment guide for each product will help you decide the suitability of this product for the person's ability and need. Based on the standard criteria from Level 6 where the person can use the product unaided and unsupervised to Level 1 where all the assistance is provided by the carer and the client can do nothing, this guide is easy, quick and simple to use to check suitability against ability and circumstance.

FIM LEVELS QUICK GUIDE. SUBJECT VS CARER HELP



EASY GUIDE SYMBOLS

We use four symbols to indicate where a product is suitable and safe for the person to use unassisted, with a single carer or with multiple carers. These symbols indicate the minimum recommendation.



HD has a policy of continuous development and, as such, reserves the right to alter specifications (including measurements, materials and colours) without prior notice. If any serious incident has occurred in relation to the device it should be reported to the manufacturer and the competent authority in which the user and/or patient is established.