



EXPERTS IN PATIENT HANDLING SOLUTIONS



CAR SLIDE SHEET

This guide covers all products ending with SYC

The **Car Slide Sheet** is a slide sheet designed to help swivel in and out of a car with ease. For use independently or with a carer(s).

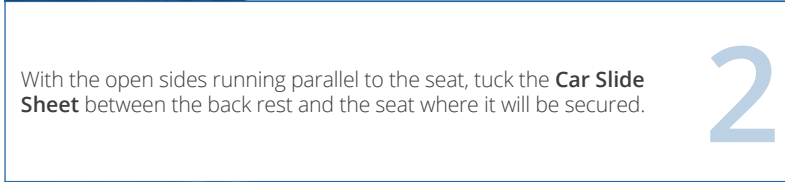
USER INSTRUCTIONS



1

Place the **Car Slide Sheet** on the seat to be used by the person requiring some assistance. This can be done by either the person themselves or with a carer/helper.

This can be used both on the driver or passenger sides but **MUST BE REMOVED PRIOR TO THE CAR MOVING.**



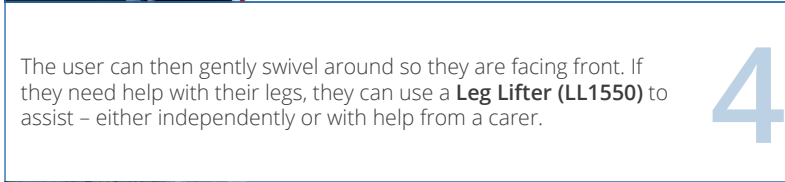
2

With the open sides running parallel to the seat, tuck the **Car Slide Sheet** between the back rest and the seat where it will be secured.



3

The user can then lower themselves onto the seat. They may support themselves by holding onto any part of the car.



4

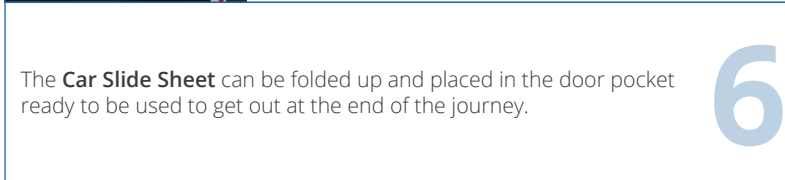
The user can then gently swivel around so they are facing front. If they need help with their legs, they can use a **Leg Lifter (LL1550)** to assist – either independently or with help from a carer.



5

REMOVING THE CAR SLIDE SEAT

Leaning in towards the middle of the car, the **Car Slide Sheet** can simply be pulled gently out from underneath the user's bottom.



6

The **Car Slide Sheet** can be folded up and placed in the door pocket ready to be used to get out at the end of the journey.

FABRIC CONTENT

100% Polyester

STORAGE AND HANDLING

- Store in a clean dry environment that is not subject to excessive heat.
- Keep away from sunlight.
- Store flat and avoid placing heavy objects on top of the product.

WARNINGS AND PRECAUTIONS

• REMOVE BEFORE DRIVING

- Do not leave or drop on the floor; it is a slip hazard.
- Test for slippiness before use. If over-laundered and doesn't slide please discard or replace.
- Inspect product before use for signs of damage or tears.

CLEANING INSTRUCTIONS

- Wash as per laundry instructions.
- Can be wiped clean, between use with the same patient, with natural water and detergent or wipes that don't contain alcohol, solvents, bleaching or abrasive agents.
- Cleaning materials used should be patient safe and biodegradable.

DISPOSAL INSTRUCTIONS

- Non-recyclable.
- Dispose of as clinical waste if it has been used by an infectious person.
- Otherwise dispose of through normal waste management.



Keep dry



Keep away from sunlight



Caution



Do not use if package is damaged



Storage Temperature Limit



Wash at 30-74°C. Tumble dry on low heat. Do not iron. Do not use bleach. Do not use fabric conditioner



Medical Device



MANUFACTURER

Hospital Direct (Marketing) Ltd, Units 2, 3 & 4, The Green, Clun, Shropshire SY7 8LG, United Kingdom

EU REPRESENTATIVE: Obelis S.A., Bd Général Wahis 53, B-1030 Brussels, Belgium



www.hospitaldirect.co.uk

HOSPITAL DIRECT (HD) ADDITIONAL SYMBOLS

At HD we understand that not everyone is familiar with all equipment, so to help therapists and healthcare professionals in assessing a product's suitability for a client, we have included two assessment tools, Functional Independence Measure (FIM) and Easy Guide Symbols. These will enable the healthcare professional to assess their client and decide whether or not a product will help the person based on their level of dependence and functional ability.

FUNCTIONAL INDEPENDENCE MEASURE (FIM) ASSESSMENT

Our FIM assessment guide for each product will help you decide the suitability of this product for the person's ability and need. Based on the standard criteria from Level 6 where the person can use the product unaided and unsupervised to Level 1 where all the assistance is provided by the carer and the client can do nothing, this guide is easy, quick and simple to use to check suitability against ability and circumstance.

FIM LEVELS QUICK GUIDE. SUBJECT VS CARER HELP



EASY GUIDE SYMBOLS

We use four symbols to indicate where a product is suitable and safe for the person to use unassisted, with a single carer or with multiple carers. These symbols indicate the minimum recommendation.



HD has a policy of continuous development and, as such, reserves the right to alter specifications (including measurements, materials and colours) without prior notice. If any serious incident has occurred in relation to the device it should be reported to the manufacturer and the competent authority in which the user and/or patient is established.