

EXPERTS IN PATIENT HANDLING SOLUTIONS



HD EEZI-TRANSFER™ – BRIDGING BOARD – FOLDING

This guide covers product HDBRIDGE02.

The **Bridging Board – Folding** is used for sitting transfers between two surfaces of a similar level, for example: beds to wheelchairs; wheelchairs to commodes; car seats to wheelchairs etc. The board is extremely easy to slide across thanks to the smooth corners and low friction surface. Non-slip stripping on the underside of the board provide plenty of stability during the transfer. This board can also be folded on one long sides so the user can remain close to the wheelchair wheel without the risk of any clothing getting caught during the manoeuvre.

USER INSTRUCTIONS

SWL
180KG



6-4 FIM
ASSESSED



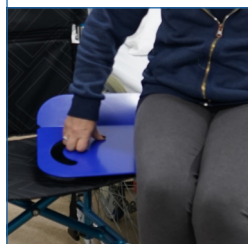
1

WARNING: Before use, check that the distance between the two surfaces doesn't exceed a 20cm gap, and the non-slip on the base of the board is secure on both surfaces.

The fold of the board should be facing the wheel. For some people, it may help to lean slightly away from the board when sliding it underneath them.

With the wheelchair at a 30° angle towards the side of the bed, place the **Bridging Board – Folding** across the gap so that part of the board is now under the buttock. The board should now be equally resting on both the bed and the chair.

2



3

The user can now slide easily across the board from one surface to another. The smooth corners on the board provide a comfortable transition on and off the board.

PLEASE NOTE: the user must have good upper sitting balance to be able to safely carry out this task independently. Otherwise they may need assistance from one or two carers depending on their ability.



Once on the receiving surface, the user can slide the **Bridging Board – Folding** out from under their bottom. This can be made easier by leaning slightly away from the board at the same time.

4



PRODUCT FEATURES

- All edges tapered for user comfort and ease of insertion and removal.
- Robust anti-slip strips grip any surface and provide extra security and safety for the user.
- Manufactured in the United Kingdom.

MATERIAL CONTENT

100% HDPE

STORAGE AND HANDLING

- Store in a clean dry environment that is not subject to excessive heat.
- Keep away from sunlight.
- Store flat and avoid placing heavy objects on top of the product.

WARNINGS AND PRECAUTIONS

- Do not leave on the floor when not being used.
- Inspect before use, including the non-slip panels, for signs of wear or damage.
- Always test product grip on your chosen surfaces (bed, wheelchairs, car seats etc.) before using.
- Safe Working Load (SWL): 180kg.
- The gap should not exceed 20cm.

CLEANING INSTRUCTIONS

- Wipeclean only.
- Wipeclean with natural water and detergent or wipes that don't contain alcohol, solvents, bleaching or abrasive agents.
- Cleaning materials used should be patient safe and biodegradable.

DISPOSAL INSTRUCTIONS

- Easily recycled.
- If it has been used by an infectious person, thoroughly disinfect before recycling.
- Otherwise dispose of through normal recycling waste management.



MANUFACTURER

Hospital Direct (Marketing) Ltd, Units 2, 3 & 4, The Green, Clun, Shropshire SY7 8LG, United Kingdom

EU REPRESENTATIVE: Obelis S.A., Bd Général Wahis 53, B-1030 Brussels, Belgium



www.hospitaldirect.co.uk

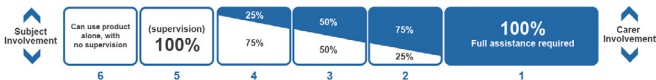
HOSPITAL DIRECT (HD) ADDITIONAL SYMBOLS

At HD we understand that not everyone is familiar with all equipment, so to help therapists and healthcare professionals in assessing a product's suitability for a client, we have included two assessment tools, Functional Independence Measure (FIM) and Easy Guide Symbols. These will enable the healthcare professional to assess their client and decide whether or not a product will help the person based on their level of dependence and functional ability.

FUNCTIONAL INDEPENDENCE MEASURE (FIM) ASSESSMENT

Our FIM assessment guide for each product will help you decide the suitability of this product for the person's ability and need. Based on the standard criteria from Level 6 where the person can use the product unaided and unsupervised to Level 1 where all the assistance is provided by the carer and the client can do nothing, this guide is easy, quick and simple to use to check suitability against ability and circumstance.


FIM LEVELS QUICK GUIDE. SUBJECT VS CARER HELP



©2018 Hospital Direct (Marketing) Ltd

EASY GUIDE SYMBOLS

We use four symbols to indicate where a product is suitable and safe for the person to use unassisted, with a single carer or with multiple carers. These symbols indicate the minimum recommendation.



HD has a policy of continuous development and, as such, reserves the right to alter specifications (including measurements, materials and colours) without prior notice. If any serious incident has occurred in relation to the device it should be reported to the manufacturer and the competent authority in which the user and/or patient is established.