



# SLIPPY MATTRESS COVER – DISPOSABLE / SINGLE PATIENT USE

This guide covers all products with the prefix DMC and DNMC in the product code.

The **Slippy Mattress Cover** make it easy to turn patients without constantly inserting slide sheets.

## USER INSTRUCTIONS



- 

1 Stretch the **Slippy Mattress Cover** over bed mattress as shown. Cover with bed sheet (cotton/polycotton) and tuck in. The bed is now ready for the person to lie on.  
**Note:** If they are climbing in themselves please warn them it might be a little slippy underneath. Use safety sides if available.
- 

2 With the **Slippy Mattress Cover** under the bed sheet it is now easy to insert a **Flat Slide Sheet** (shown here in YELLOW), between the bed sheet and the **Slippy Mattress Cover** to allow you to reposition the person in bed.  
Slide the **Flat Slide Sheet** under the pillow as show, towards your colleague.
- 

3 To pull the **Flat Slide Sheet**, two carers from the head of the bed and unravel the **Flat Slide Sheet** under the person, without disturbing them.
- 

4 With the **Flat Slide Sheet** sitting on the **Slippy Mattress Cover** you can now reposition the person in bed up and down.
- 

5 The same system can also be used to turn the person in bed.
- 

6 Finally, once all repositioning manoeuvres have been carried out, remove the **Flat Slide Sheet** by peeling it out genially and tuck the bed sheet in for extra security.  
Raise safety side if available.

## MATERIAL CONTENT

100% Polyester



## STORAGE AND HANDLING

- Store in a clean dry environment that is not subject to excessive heat.
- Keep away from sunlight.
- Store flat and avoid placing heavy objects on top of the product.

## WARNINGS AND PRECAUTIONS

- Do not leave or drop on the floor; it is a slip hazard.
- Inspect product, before use for signs of damage or tears.

## CLEANING INSTRUCTIONS

- Wipeclean, if needed for the same patient, with natural water and detergent or wipes that don't contain alcohol, solvents, bleaching or abrasive agents.
- Cleaning materials used should be patient safe and biodegradable.

## DISPOSAL INSTRUCTIONS

- Non-recyclable.
- Dispose of as clinical waste if it has been used by an infectious person.
- Otherwise dispose of through normal waste management.



Single Patient Use



Keep dry



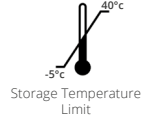
Keep away from sunlight



Caution



Do not use if package is damaged



Storage Temperature Limit



Patient Information website



Medical Device



### MANUFACTURER

Hospital Direct (Marketing) Ltd, Units 2, 3 & 4, The Green, Clun, Shropshire SY7 8LG, United Kingdom

EU REPRESENTATIVE: Obelis S.A., Bd Général Wahis 53, 1030 Brussels, Belgium



# www.hospitaldirect.co.uk

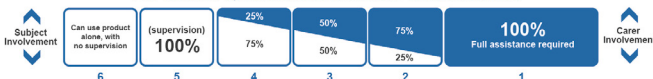
## HOSPITAL DIRECT (HD) ADDITIONAL SYMBOLS

At HD we understand that not everyone is familiar with all equipment, so to help therapists and healthcare professionals in assessing a product's suitability for a client, we have included two assessment tools, Functional Independence Measure (FIM) and Easy Guide Symbols. These will enable the healthcare professional to assess their client and decide whether or not a product will help the person based on their level of dependence and functional ability.

### FUNCTIONAL INDEPENDENCE MEASURE (FIM) ASSESSMENT

Our FIM assessment guide for each product will help you decide the suitability of this product for the person's ability and need. Based on the standard criteria from Level 6 where the person can use the product unaided and unsupervised to Level 1 where all the assistance is provided by the carer and the client can do nothing, this guide is easy, quick and simple to use to check suitability against ability and circumstance.

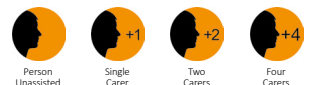
#### FIM LEVELS QUICK GUIDE. SUBJECT VS CARER HELP



©2018 Hospital Direct (Marketing) Ltd

### EASY GUIDE SYMBOLS

We use four symbols to indicate where a product is suitable and safe for the person to use unassisted, with a single carer or with multiple carers. These symbols indicate the minimum recommendation.



HD has a policy of continuous development and, as such, reserves the right to alter specifications (including measurements, materials and colours) without prior notice. If any serious incident has occurred in relation to the device it should be reported to the manufacturer and the competent authority in which the user and/or patient is established.